


 **Tubifast[®]**



PRODUCT APPLICATION GUIDE

General Application



To apply **Tubifast** retention bandage, choose the correct bandage width using the quick reference color coding (see table on back) and cut it to length.

Stretch **Tubifast** over the affected area and position it to cover the dressing. It will exert a light, even pressure that keeps the dressing firmly in place while allowing maximum freedom of movement for the patient without pins, tapes or knots.

For wide area burns or large traumatic injuries, you may need to cover the whole limb. If this is the case, roll **Tubifast** on like a stocking. If required, apply a double layer over joints for added security. Whichever method you use, **Tubifast** is quick, easy and non-constricting.

Head



1. Measure from the neck to the top of the head, and double. Allow for an extra 3-4 cm, and cut.
Fold into two equal halves and make one hole 5-6 cm up from the bottom and 2-3 cm in from the side.
2. Pull over head, with the face coming through the hole. Make a complete twist in the remaining bandage and repeat with second layer.
3. The head bandage is now completed and the dressing is held securely in position.

Hand



1. Measure from the first finger joints to just beyond the wrist; double; and cut. Cut two holes about 5 cm on either side from the fold.
2. Pull **Tubifast** onto hand and wrist, with the thumb and little finger coming through the holes provided.
3. The remaining bandage is folded over with the thumb and little finger coming through the remaining holes. The bandage and dressing are now secure.

Application Guide



Hip & Thigh

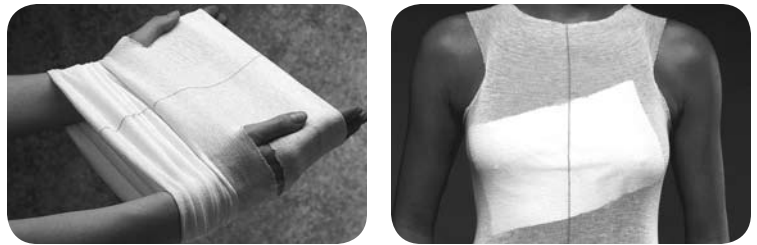


Measure a piece of trunk size **Tubifast** from waist to thigh and cut a hole approximately 15 cm down.

Pass the **Tubifast** over the affected leg and pass the other leg through the cut hole.

Tubifast will now hold a dressing securely in position on the hip and thigh region.

Chest



1. Take a piece of body size **Tubifast** and measure from top of shoulder to waist. Cut holes about 10 cm down and 4-5 cm in at either side.
2. Pull the **Tubifast** into position to provide a vest. This application is ideal to hold dressings on the breast or back and for dermatological use.

Groin and Perineal



Measure from waist to mid-thigh and cut a hole halfway through the **Tubifast** approximately 15 cm up.

Pull **Tubifast** up so that both legs come through the hole with the remaining tail at the back.

Pull the tail between the legs and cut holes in the body piece. Pass the two ends of the tail pieces through the holes and tie to secure the perineal dressing in place.

Chest and Arm



1. Apply the appropriate body size as in the above application and roll a piece of arm size **Tubifast** onto the arm.
2. Make a cut underneath and on top of the arm to provide two tails in the arm piece. Cut holes in the back and front of the vest to secure the tails.

Tubifast®

LIGHTWEIGHT, TUBULAR DRESSING RETENTION

BENEFITS OF TUBIFAST

- Tubifast holds dressings securely, without constriction or compression
- The light elasticity allows patients complete freedom of movement
- Tubular presentation—no requirement for pins or tape
- Quick reference color coding
- Wide range of sizes to fit everything from small limbs to large adult trunks
- Quick and easy to use

AREAS OF USE

Tubifast holds dressings securely, without constriction or compression. No pins or tapes are necessary, and its light elasticity allows patients complete freedom of movement.

Tubifast can be used as a dressing retention and skin covering for any part of the body. It can also be used for patch wrapping and as an undercast stockinette.

Use as secondary dressing over other Mölnlycke dressings such as Mepilex®, Mepilex® Lite, Mepitel®, Mepilex® Transfer, and Mepilex® Heel.

FIBER CONTENT:

Viscose, Elastane and Polyamide







WASHING INSTRUCTIONS:



Use over other dressings such as Mepilex Heel

Tubifast Ordering Information

Packaged in single packs.

| | Package | Code | Width | Length |
|---------------|--|------|-----------------|--------|
| RED |  Small Limbs | 2434 | 1.4" (3.5 cm) | 10 m |
| GREEN |  Small and medium limbs | 2436 | 2" (5 cm) | 10 m |
| BLUE |  Large limbs | 2438 | 3" (7.5 cm) | 10 m |
| YELLOW |  Extra-large limbs, heads children's trunks | 2440 | 4.3" (10.75 cm) | 10 m |
| BEIGE |  Adult trunks | 2442 | 7" (17.5 cm) | 10 m |
| PURPLE |  Large adult trunks | 2444 | 10" (25 cm) | 10 m |

