

PATIENT INFORMATION SHEET FOR USE OF:

Mesalt



Mesalt is a dressing that has been ordered by your healthcare provider. It will help help your wound to heal

- The dressing will need to be secured with a cover dressing.
- If the cover dressing is waterproof, you may be able to bathe or shower with the dressing in place. Ask your healthcare provider.

Disposable gloves should be worn to protect yourself and others

STEP 1. Preparing to care for your wound:

- Clean your work area before changing your dressing
- Gather your supplies as listed under **PATIENT DIRECTIONS**
- Wash and dry your hands

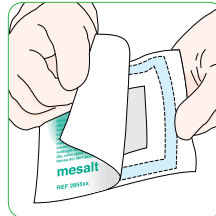
STEP 2. Removing your soiled Mesalt dressing:

- Remove the cover dressing that is holding your dressing in place
- Remove the Mesalt dressing by gently lifting it from your wound
- Discard in a plastic bag and remove your gloves
- Wash and dry your hands

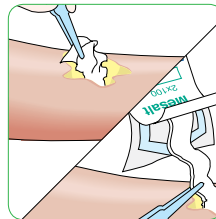
STEP 3. Cleaning your wound:

- Clean your wound using wound cleanser as listed under **PATIENT DIRECTIONS**
- Dry the skin around your wound with dry gauze or a clean cloth

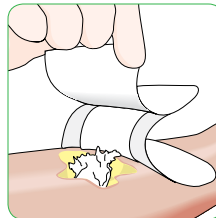
STEP 4. Applying your new Mesalt dressing:



A Open the package



B Cut Mesalt to fit the wound size as instructed. Loosely fill the wound with dry Mesalt. Do not overfill the wound



C Use a cover dressing as listed under **PATIENT DIRECTIONS**

WHEN TO CALL THE HEALTHCARE PROVIDER (doctor, nurse, therapist)



- Any change in the wound that is a concern to you
- If the drainage from the wound increases
- If you have a sudden increase in pain, or new pain in your wound

- If the area around the wound gets red, swollen or painful to touch
- If the wound color changes from pink or red to a tan, brown or black color
- If you get a fever, or if the wound odor gets worse
- If you have questions

NOTE: The recommendation and information in this material should not be considered a substitute for medical advice or diagnosis. See package insert for full instructions and precautions. Please contact your healthcare provider with any questions regarding the care or condition of your wound.

PATIENT DIRECTIONS

SUPPLIES YOU MAY NEED:

Mesalt

Size: _____
 Order number: _____

- Dry gauze/clean cloth
- Disposable gloves
- Plastic bag

Wound cleanser: _____
 Cover dressing: _____
 Other: _____

YOUR DRESSING SHOULD BE CHANGED:

Day/Frequency: _____

NOTE: The dressing should be changed daily or as instructed.

RECORD DATE OF DRESSING CHANGE

Week 1	Week 2	Week 3	Week 4

CONTACT NUMBER:

WHERE TO GET YOUR DRESSINGS

Supplier name and phone number _____

